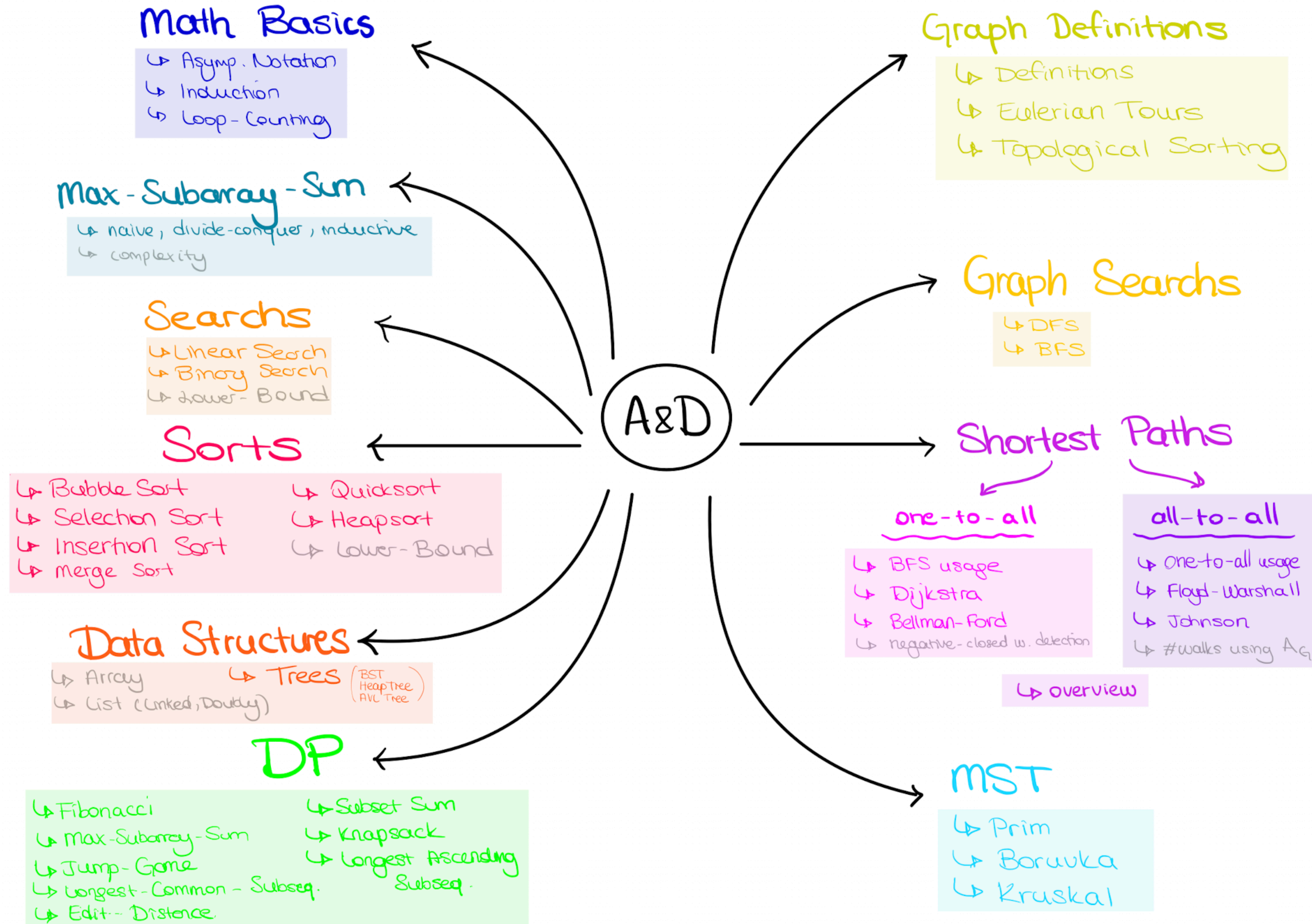


# A&D

## Exercise Session 4

Nil Ozer

# A&D Overview



# Outline

- Quiz
- Log Bases
- Exercise Sheet 2 Bonus Feedback
- Exercise Sheet 3 - non Bonus
- Search
- Sorts I
- Next week

Quiz

# Why do the bases of log don't matter for the asymptotic growth?

- The general idea is that different bases for the logarithm change the function only by a constant
  - The  $\log_a(n)$  and  $\log_b(n)$  are within constant factors of each other
  - So they don't change the asymptotic behavior
    - If they're not used as an exponent or so (But there  $n^3$  and  $n^4$  are also different)
- Why exactly ?
  - Changing the base

$$\log_b(x) = \frac{\log_a(x)}{\log_a(b)}$$

# Exercise Sheet 2

## Bonus Feedback

- Follow the task description.
  - If it says use theorem 1, use theorem 1!
- Pay attention to the little notes.
  - Exam grading won't be like this
- Keep up the good work !

# Exercise Sheet 3

## Non Bonus

- First experience with algorithm construction (no points)
  - Pseudocode
  - Correctness
  - Runtime
  - Making it “besser”
- Next time , you’re graded ! (Exercise Sheet 4)
- Hope you solved it ! If not, you can still send it via email for this week !
  - Look at the notes ! Ask questions !

# Searchs/Sorts I



**Searchs**

# Searchs

Is your array sorted/unordered ?

Unsorted

Sorted

Linear Search

Binary Search



# Linear Search

Input : **unsorted** array , searched value

Output : the index of the search value (-1 if not found)

Runtime :  $O(n)$

Pseudocode :

---

LINEAR-SEARCH( $A[1..n], b$ )

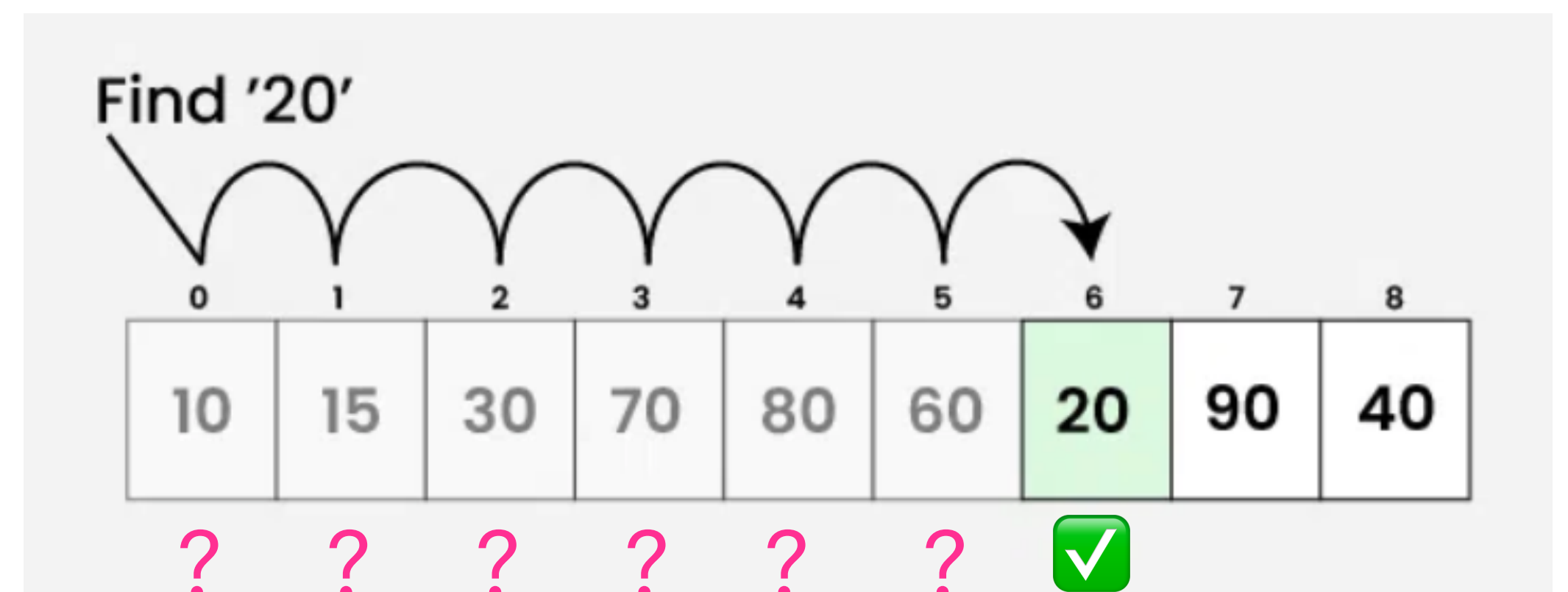
---

```
1 for  $i \leftarrow 1, 2, \dots, n$  do
2   if  $A[i] = b$  then return  $i$ 
3 return "nicht gefunden"
```

---

Illustration

Code Example



# Binary Search

Input : **sorted** array , searched value

Output : the index of the search value (-1 if not found)

Runtime :  $O(\log n)$   $T(n) \leq T(n/2) + d \leq d \log_2(n) + c.$

Pseudocode :

BINÄRE SUCHE

---

BINARY-SEARCH( $A[1..n], b$ )

---

1  $\ell \leftarrow 1; r \leftarrow n$

▷ *Initialer Suchbereich*

2 **while**  $\ell \leq r$  **do**

3      $m \leftarrow \lfloor (\ell + r)/2 \rfloor$

4     **if**  $A[m] = b$  **then return**  $m$

▷ *Element gefunden*

5     **else if**  $A[m] > b$  **then**  $r \leftarrow m - 1$

▷ *Suche links weiter*

6     **else**  $\ell \leftarrow m + 1$

▷ *Suche rechts weiter*

7 **return** "Nicht vorhanden"

---

Illustration

Code Example

# Binary Search

## Illustration

**Initially** | Find Key = 23 using Binary Search

arr[] =

0	1	2	3	4	5	6	7	8	9
2	5	8	12	16	23	38	56	72	91

**Step 2** | Key is less than the current mid 56. The search space moves to the left.

arr[] =

0	1	2	3	4	5	6	7	8	9
2	5	8	12	16	23	38	56	72	91

Key: 23

Low = 5, Mid = 7, High = 9

What's left to search

**Step 1** | Key (i.e., 23) is greater than current mid element (i.e., 16). The search space moves to the right.

arr[] =

0	1	2	3	4	5	6	7	8	9
2	5	8	12	16	23	38	56	72	91

Key: 23

Low = 0, Mid = 4, High = 9

What's left to search

**Step 3** | If the key matches the value of the mid element, the element is found and stop search.

arr[] =

0	1	2	3	4	5	6	7	8	9
2	5	8	12	16	23	38	56	72	91

Key: 23

Low = 5, High = 9, Mid = 5


Found!

# Sorts I

# Bubble Sort



Idea : bubbles going up to the surface



Input : unsorted array

Output : sorted array

Runtime:  $O(n^2)$

#Comparisons:  $O(n^2)$

#Swaps:  $O(n^2)$

Pseudocode :

---

**Algorithm 1** Bubble Sort (input: array  $A[1 \dots n]$ ).

---

```
for  $j = 1, \dots, n$  do
  for  $i = 1, \dots, n - 1$  do
    if  $A[i] > A[i + 1]$  then
      Swap  $A[i]$  and  $A[i + 1]$ 
```

---

Illustration

Code Example

# Bubble Sort

## Illustration

---

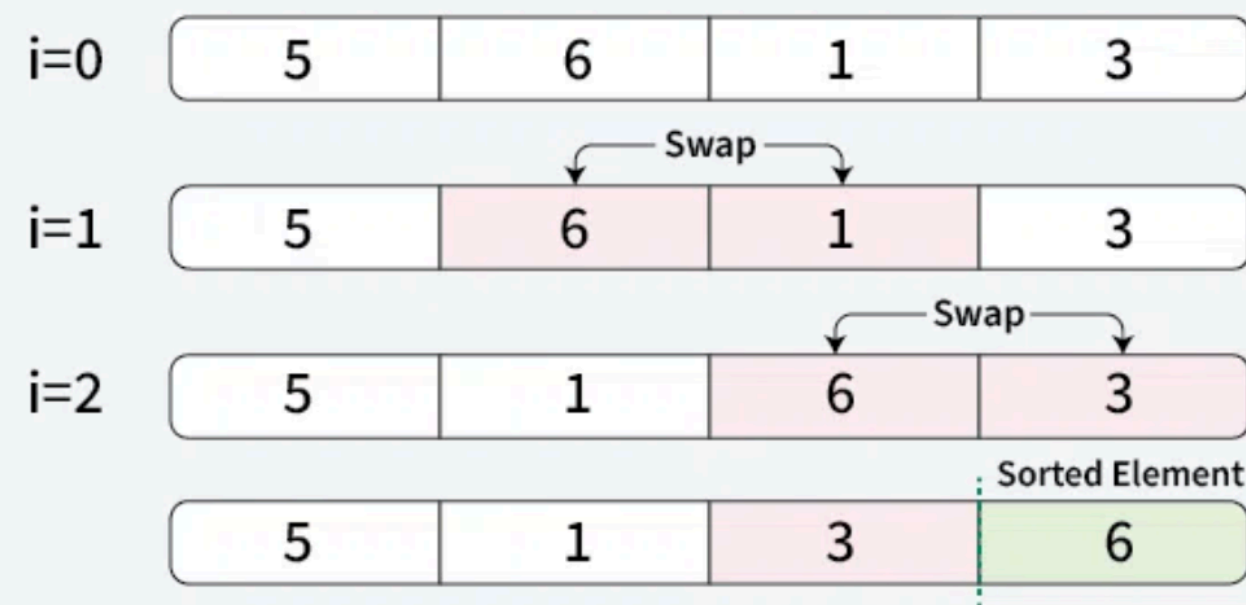
**Algorithm 1** Bubble Sort (input: array  $A[1 \dots n]$ ).

---

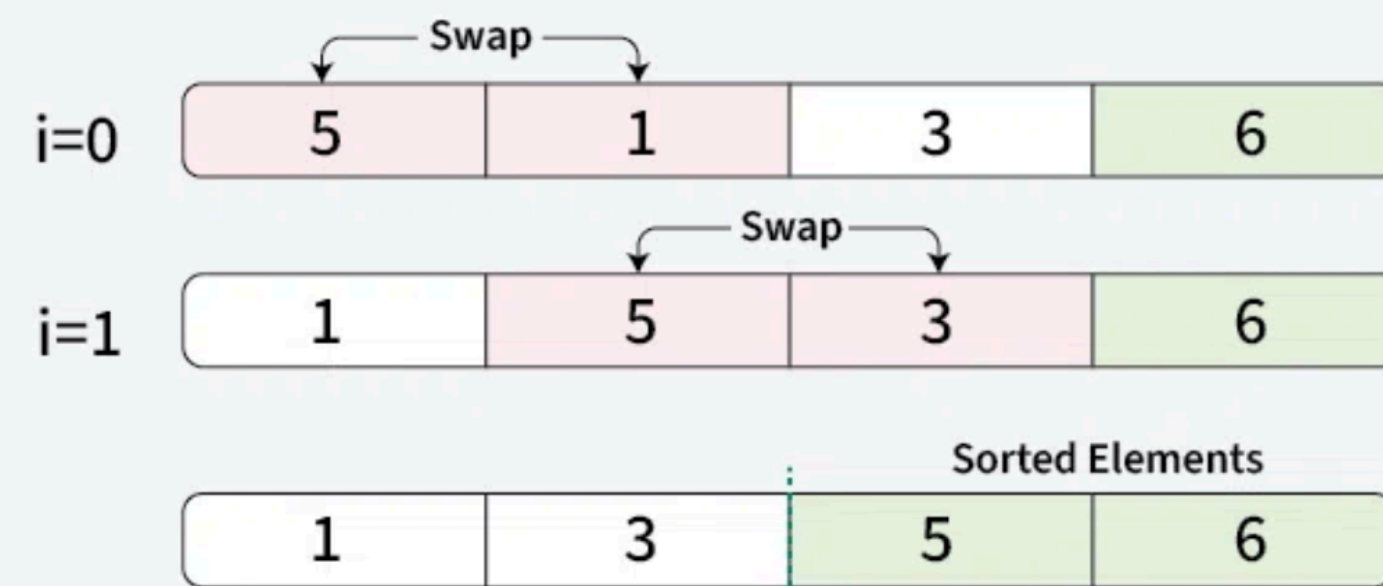
```
for  $j = 1, \dots, n$  do
  for  $i = 1, \dots, n - 1$  do
    if  $A[i] > A[i + 1]$  then
      Swap  $A[i]$  and  $A[i + 1]$ 
```

---

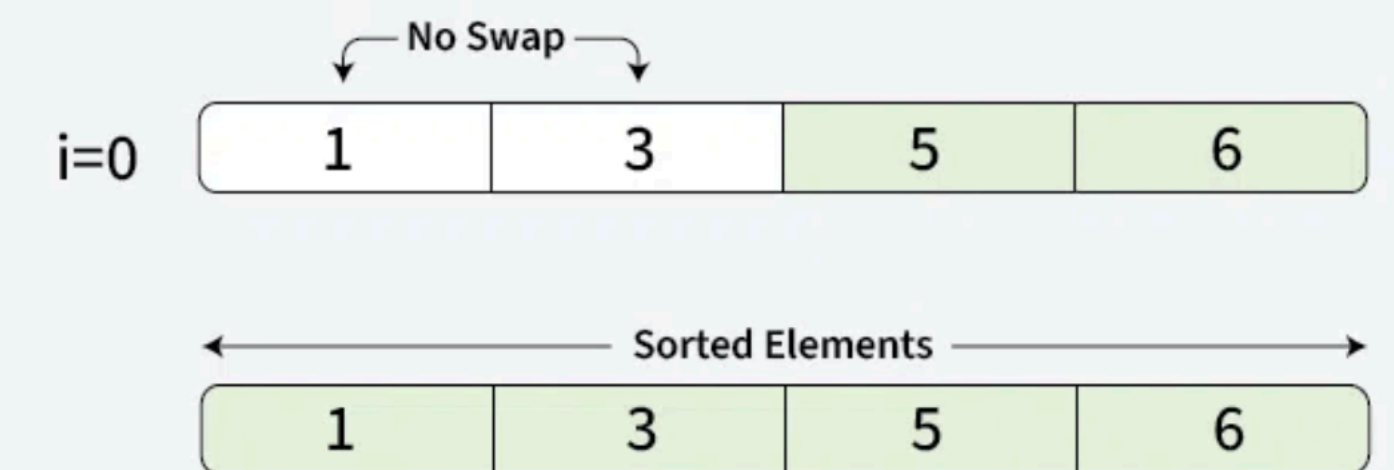
**01** Step | Placing the 1st largest element at its correct position



**02** Step | Placing 2nd largest element at its correct position



**03** Step | Placing 3rd largest element at its correct position



Sorted part



# Selection Sort



Idea : select the largest, put to the pos

Input : unsorted array

Output : sorted array

Runtime:  $O(n^2)$

#Comparisons:  $O(n^2)$

#Swaps:  $O(n)$

Pseudocode :

---

SELECTION-SORT( $A[1..n]$ )

---

```
1 for  $j \leftarrow n, n - 1, \dots, 1$  do  
2    $k \leftarrow$  Index des Maximums in  $A[1, \dots, j]$   
3   tausche  $A[k]$  und  $A[j]$ 
```

---

Illustration

Code Example

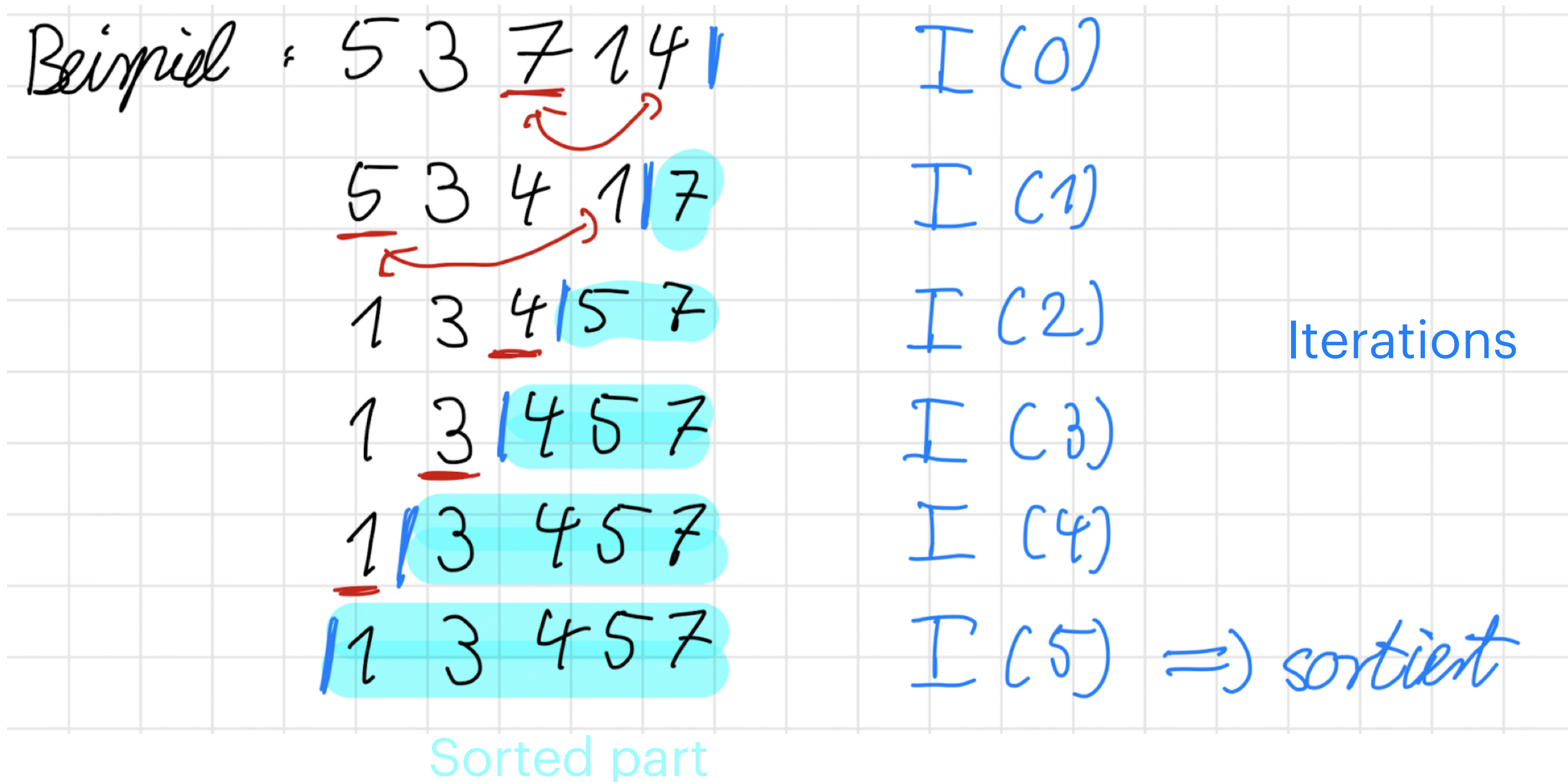
# Selection Sort

## Illustration

SELECTION-SORT( $A[1..n]$ )

- 1 for  $j \leftarrow n, n-1, \dots, 1$  do
- 2      $k \leftarrow$  Index des Maximums in  $A[1, \dots, j]$
- 3     tausche  $A[k]$  und  $A[j]$

Largest element



# Insertion Sort



Idea : insert curr to the correct position ,  
“verschiebe”, shift rest

Input : unsorted array

Output : sorted array

Runtime:  $O(n^2)$

#Comparisons:  $O(n \log n)$

#Swaps:  $O(n^2)$

Pseudocode :

---

INSERTION-SORT( $A[1..n]$ )

---

```
1 for  $j \leftarrow 2, 3, \dots, n$  do
2    $k \leftarrow$  kleinster Index in  $\{1, \dots, j - 1\}$  mit  $A[j] \leq A[k]$ 
    $\triangleright A[j]$  gehört an diese Stelle  $k$ 
3    $x \leftarrow A[j]$   $\triangleright$  merke  $A[j]$ 
4   verschiebe  $A[k, \dots, j - 1]$  nach  $A[k + 1, \dots, j]$ 
5    $A[k] \leftarrow x$ 
```

---

Illustration

Code Example

# Insertion Sort



Idea : insert curr to the correct position ,  
"verschiebe", shift rest

Input : unsorted array

Output : sorted array

Runtime:  $O(n^2)$

#Comparisons:  $O(n \log n)$

#Swaps:  $O(n^2)$

K can be found with binary search

Pseudocode :

---

INSERTION-SORT( $A[1..n]$ )

---

1 **for**  $j \leftarrow 2, 3, \dots, n$  **do**

2    $k \leftarrow$  kleinster Index in  $\{1, \dots, j - 1\}$  mit  $A[j] \leq A[k]$

$\triangleright A[j]$  gehört an diese Stelle  $k$

3    $x \leftarrow A[j]$

$\triangleright$  merke  $A[j]$

4   verschiebe  $A[k, \dots, j - 1]$  nach  $A[k + 1, \dots, j]$

5    $A[k] \leftarrow x$

---

Illustration

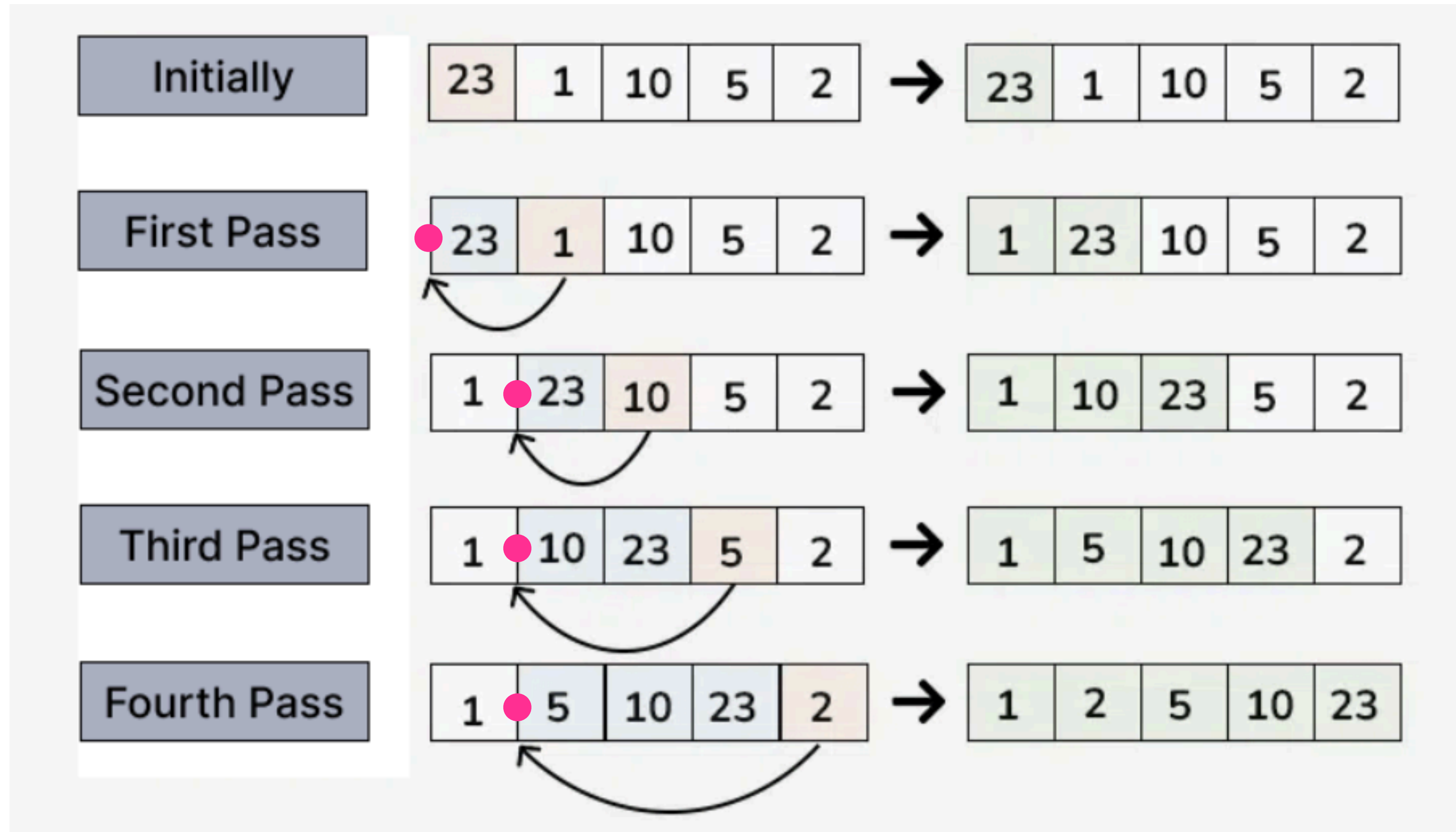
Code Example

# Insertion Sort

## Illustration

**Algorithm 1** Insertion Sort (input: array  $A[1 \dots n]$ ).

```
for  $j = 1, \dots, n$  do
  if  $j > 1$  then
    for  $i = j - 1, \dots, 1$  do
      if  $A[i + 1] < A[i]$  then
        Swap  $A[i + 1]$  and  $A[i]$ 
```



Sorted part

Correct pos

# Merge Sort



Idea : Divide and Conquer

Input : unsorted array

Output : sorted array

Runtime:  $O(n \log n)$

#Comparisons:  $O(n \log n)$

#Swaps:  $O(n \log n)$

Pseudocode :

---

MERGE( $A[1..n], l, m, r$ )

---

1 $B \leftarrow$ new Array with $r - l + 1$ cells	$\triangleright$ so gross wie $A[l, \dots, r]$
2 $i \leftarrow l$	$\triangleright$ erstes unbenutztes Element in linker Hälfte
3 $j \leftarrow m + 1$	$\triangleright$ erstes unbenutztes Element in rechter Hälfte
4 $k \leftarrow 1$	$\triangleright$ nächste Position in $B$
5 <b>while</b> $i \leq m$ <b>and</b> $j \leq r$ <b>do</b>	$\triangleright$ beide Hälften noch nicht ausgeschöpft
6 <b>if</b> $A[i] < A[j]$ <b>then</b>	
7 $B[k] \leftarrow A[i]$	
8 $i \leftarrow i + 1$	
9 $k \leftarrow k + 1$	
10 <b>else</b>	
11 $B[k] \leftarrow A[j]$	
12 $j \leftarrow j + 1$	
13 $k \leftarrow k + 1$	
14 übernahm Rest links bzw. rechts	$\triangleright$ wenn die andere Hälfte ausgeschöpft ist
15 kopiere $B$ nach $A[l, \dots, r]$	

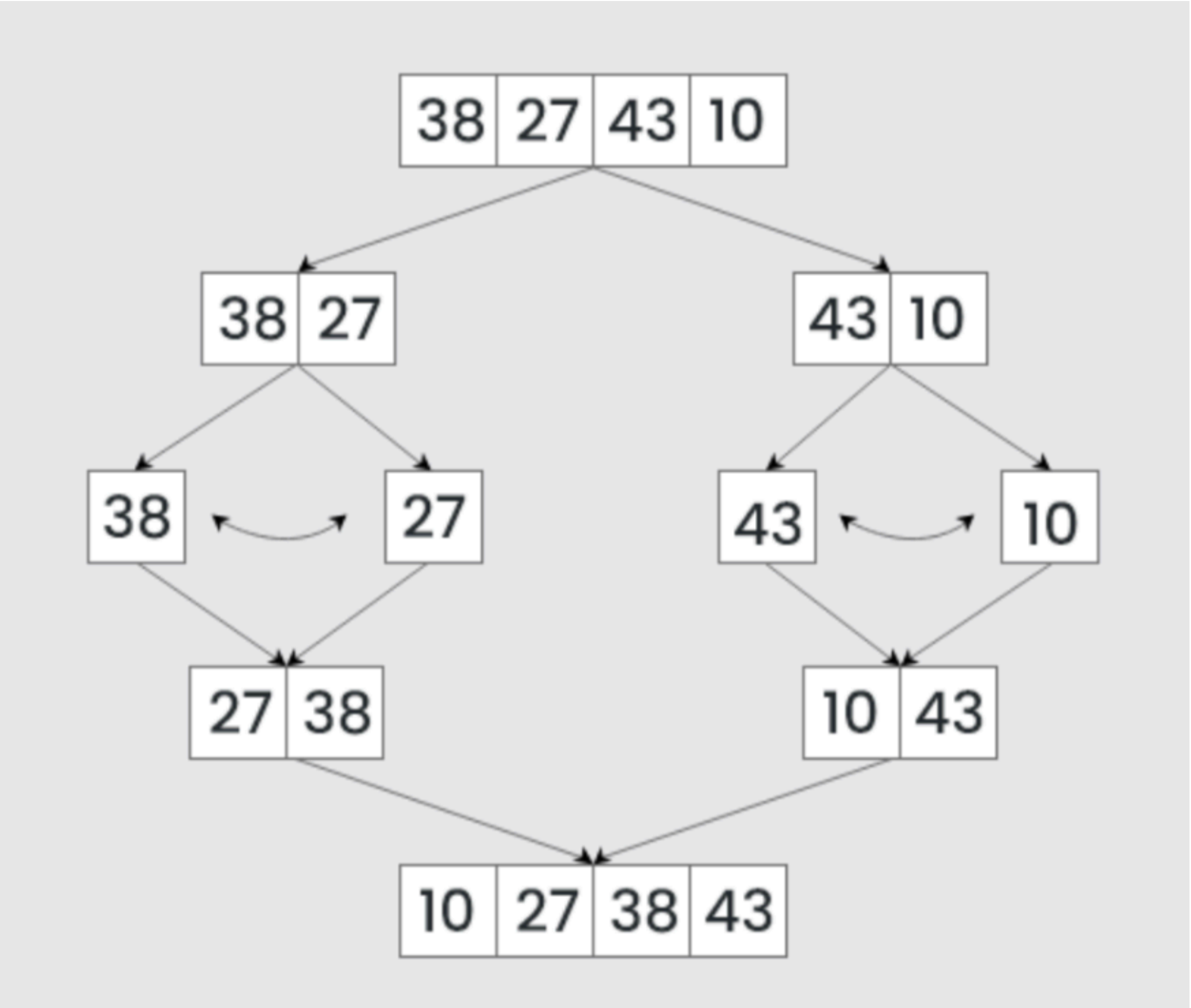
---

Illustration

Code Example

# Merge Sort

## Illustration



# Costs Overview

Algorithmus	Vergleiche	Bewegungen	Extr. Platz	Lokalität
Bubble-Sort	$O(n^2)$	$O(n^2)$	$O(1)$	gut
Selection-Sort	$O(n^2)$	$O(n)$	$O(1)$	gut
Insertion-Sort	$O(n \log n)$	$O(n^2)$	$O(1)$	gut
Mergesort	$O(n \log n)$	$O(n \log n)$	$O(n)$	gut

	bubblesort		insertion sort		selection sort		quicksort	
	b.c.	w.c.	b.c.	w.c.	b.c.	w.c.	b.c.	w.c.
# comparisons	$\Theta(n)$	$\Theta(n^2)$	$\Theta(n)$	$\Theta(n^2)$	$\Theta(n^2)$	$\Theta(n^2)$	$\Theta(n \log n)$	$\Theta(n^2)$
# permutations	0	$\Theta(n^2)$	0	$\Theta(n^2)$	0	$\Theta(n)$	$\Theta(n)$	$\Theta(n \log n)$
corresponding order	A	B	A	B	A	C	C	C

- A = already ordered
- B = inverse order
- C = special order



**Let's take a break**

# Searchs/Sorts 1

## Exam Question (FS20)

/ 2 P

e) *Sorting algorithms:*

Below you see four sequences of snapshots, each obtained during the execution of one of the following five algorithms: InsertionSort, SelectionSort, ~~QuickSort~~, MergeSort, and BubbleSort. For each sequence, write down the corresponding algorithm.

8	6	4	2	5	1	3	7
6	4	2	5	1	3	7	8
4	2	5	1	3	6	7	8

Algorithm:

8	6	4	2	5	1	3	7
6	8	2	4	1	5	3	7
2	4	6	8	1	3	5	7

Algorithm:

8	6	4	2	5	1	3	7
1	6	4	2	5	8	3	7
1	2	4	6	5	8	3	7

Algorithm:

8	6	4	2	5	1	3	7
6	8	4	2	5	1	3	7
4	6	8	2	5	1	3	7

Algorithm:

# Searchs/Sorts 1

## Exam Question (FS23)

/ 4 P

g) *Sorting algorithms quiz*: For each of the following claims, state whether it is true or false. You get 1P for a correct answer, -1P for a wrong answer, 0P for a missing answer. You get at least 0 points in total.

Claim	true	false
There exist arrays of length $n$ which can be sorted with BubbleSort after $\Theta(n)$ swaps.	<input type="checkbox"/>	<input type="checkbox"/>
There exist arrays of length $n$ for which the runtime of InsertionSort is $\Theta(n)$ .	<input type="checkbox"/>	<input type="checkbox"/>
Consider a sequence of $n$ numbers $\{x_1, \dots, x_n\}$ , where $0 \leq x_i \leq 1000, \forall i = 1, \dots, n$ , is given as input. There exists an algorithm with runtime $O(n)$ which sorts any such sequence.	<input type="checkbox"/>	<input type="checkbox"/>
There exist a comparison-based sorting algorithm that can sort any array of length $n$ in runtime $O(n)$ .	<input type="checkbox"/>	<input type="checkbox"/>

# Searchs/Sorts 1

## Exam Question (HS20)

/ 3 P

g) *Sorting algorithms:*

- i) Consider the sequence 6, 5, 4, 1, 2, 3. How many swaps does Bubble Sort perform to sort this sequence? *Give the exact number of swaps required.*
- ii) Consider the sequence 6, 5, 4, 1, 2, 3. How many swaps does Selection Sort perform to sort this sequence? *Give the exact number of swaps required.*
- iii) Let  $n \in \mathbb{N}$  be an even number and consider the sequence with the following structure:

$$2, 1, 4, 3, 6, 5, \dots, n, n - 1.$$

How many swaps does Insertion Sort perform to sort this sequence? *Give the exact number, not just the asymptotics.*

# Searchs/Sorts 1

## Exam Tipps

- Whenever you have to learn a new algorithm :
  - Know the pseudocode
  - **Be able to do an example by hand**
  - Know the runtime ! (Here also **#comparisons, #swaps**)
  - (Know how to implement it)
- Types of questions in the exam
  - T/F (Sorting algorithms quiz) (most recent exams, until FS21)
  - **#comparisons, #swaps**
  - Counting swaps for a particular example (HS20)
  - Invariant proving (FS21 , HS20)

# Formal proof of correctness

## Bubble Sort

# Exercise Sheet 4

## Algorithm Construction expectations

```
SMALLESTINTEGER ( n, l, r)
  m ← ⌊(l+r)/2⌋ , f_m ← f(m)
  if l ≥ r && f_m ≤ n then // bounds meet , f(T) ≥ N
    return m // return m (T)
  else if f_m > n // if value > N , reduce upperBout
    return SMALLESTINT (n, l, m) // recursively call with r = m
  else if f_m < n // if value < N , increase lowerB
    return SMALLESTINT (n, m+1, r) // recursively call with l = m+1
```

```
upperB ← UPPERBOUND ( N, 1) // upperBound calculation
SMALLESTINT (N, 0, upperB) // call with l=0, r=upperB
```

Correctness: Follows directly from explanation with comments.

A value is only returned if bounds have met and desired  $T$  is found.

Runtime:  $T(T) = 2 \cdot T\left(\frac{n}{2}\right) + 3 \cdot c \leq O(\log n)$

```
UPPERBOUND (N, T) // We start by calling algo for (N, 1)
  if (f(T) ≥ N) then // desired T found
    return T // return T
  else
    return UPPERBOUND (N, 2T) // T is less than N still
    // until it's ≥ N double T, repeat

Runtime  $T(T) = T\left(\frac{T}{2}\right) + c \xrightarrow{MT\ a=0, b=0} O\left(T^{\log_2 1} \log T\right) = O(\log T)$ 
Correctness is proven by the descriptions of algo.
```

- Proper Pseudocode
- Correctness proof easier with comments
- Runtime

Next week ...



Prize ?



# Questions

## Feedbacks , Recommendations

Nil Ozer